

ARTIS 4 ROUND TILT

SNOOT MULTI-AXIS TILT
DOWNLIGHT LUMINAIRE



FIXTURE
COLOUR OPTIONS



Matt White



Matt Black

- Compatible with 35, 50 and 100 series LED modules
- Colour temperature options: 2700K, 3000K, 4000K, 5000K, tuneWHITE™, WARM DIM
- Colour rendering index: 85 or 95
- Up to 50,000 hours L80 lamp life with LM80 tested LED chip packages
- Beam pattern options: 10°, 12°, 20°, 35°, 60° (depending on LED module)
- Luminous flux: 310lm to 3000lm (depending on LED module)
- Supplied with non-dimmable or phase/0-10V/DALI dimmable LED driver
- 140mm cutout
- +/-30° multi-axis tilt
- ATePS™ Automated Thermal Protection System
- ComfyEYE, reduced flicker percentage
- X-Beam, maximising light output ratio with converging optical lens
- Interchangeable LED module system
- Optional 40° linear lens, colour, light effect filters and honeycomb anti-glare louvre



The information above is at nominal values accuracy of +/-7%.

AVAILABLE OPTIONS

LED MODULE



MR16



35/50N



50C/P



100C/P

TEMPERATURE



ProART



tuneWHITE™



WARM DIM
WARM DIM

DRIVER



(ND)



(PH)



(AN)



(DA)

ACCESSORIES



Honeycomb
Anti-Glare Louvre



Soft Lens

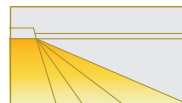


40° Linear
Lens

BEAM ANGLE

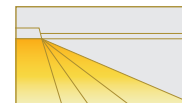
SINGLE CCT

35 NEST / 50 NEST / 50 CLASSIC / 50 PRO



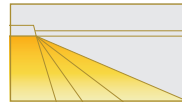
WARM DIM

35 NEST / 50 NEST



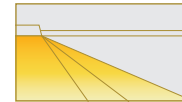
SINGLE CCT

100 CLASSIC / 100 PRO



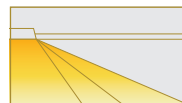
WARM DIM

50 PRO / 100 PRO



tuneWHITE™

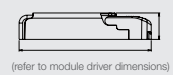
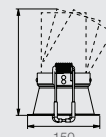
50 NEST / 50 PRO / 100 PRO



DIMENSIONS (MM)

*Displayed height measurements are for highest point of tilting.

35N : 75
50N : 100
50C/P : 100
MR16 : 75

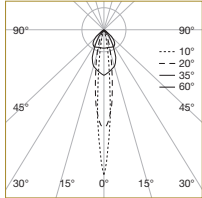


PHOTOMETRICS

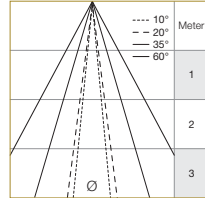
ARTIS 4 ROUND

50 PRO

POLAR DIAGRAM



CONE DIAGRAM



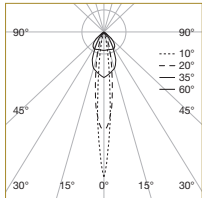
Ø = DIAMETER

	E _{max} (lx)			
	10°	20°	35°	60°
E (0°)	9836	9043	3748	1298
Cone DØ (m)	0.19	0.26	0.58	1.09
E (0°)	2459	2260.75	937	324.5
Cone DØ (m)	0.38	0.52	1.16	2.18
E (0°)	1093	1005	416	144
Cone DØ (m)	0.57	0.78	1.74	3.27

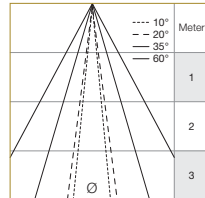
Correction Factor : 50C - f = 0.8
50N - f = 0.63
35N - f = 0.5

50 NEST WARM DIM

POLAR DIAGRAM



CONE DIAGRAM



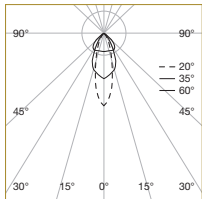
Ø = DIAMETER

	E _{max} (lx)			
	10°	20°	35°	60°
E (0°)	3178	1785	1050	364
Cone DØ (m)	0.19	0.35	0.58	1.09
E (0°)	794.5	446.25	262.5	91
Cone DØ (m)	0.38	0.70	1.16	2.18
E (0°)	353	198	117	40
Cone DØ (m)	0.57	1.05	1.74	3.27

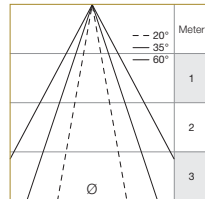
Correction Factor : 35N - f = 0.74

50 PRO WARM DIM

POLAR DIAGRAM



CONE DIAGRAM

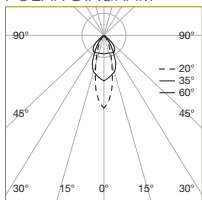


Ø = DIAMETER

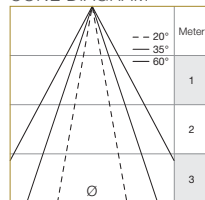
	E _{max} (lx)		
	20°	35°	60°
E (0°)	4887	2874	995
Cone DØ (m)	0.35	0.58	1.09
E (0°)	1221.75	718.5	248.75
Cone DØ (m)	0.70	1.16	2.18
E (0°)	543	319	111
Cone DØ (m)	1.05	1.74	3.27

50 PRO tuneWHITE™

POLAR DIAGRAM



CONE DIAGRAM



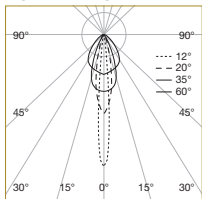
Ø = DIAMETER

	E _{max} (lx)		
	20°	35°	60°
E (0°)	4249	2499	866
Cone DØ (m)	0.35	0.58	1.09
E (0°)	1062.25	624.75	216.5
Cone DØ (m)	0.70	1.16	2.18
E (0°)	472	278	96
Cone DØ (m)	1.05	1.74	3.27

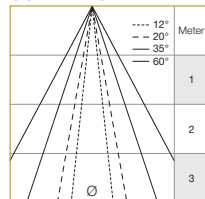
Correction Factor : 50N - f = 0.6

100 PRO

POLAR DIAGRAM



CONE DIAGRAM



Ø = DIAMETER

	E _{max} (lx)			
	12°	20°	35°	60°
E (0°)	27565	10467	5990	1592
Cone DØ (m)	0.22	0.39	0.64	0.95
E (0°)	6891.25	2616.75	1497.5	398
Cone DØ (m)	0.44	0.78	1.28	1.90
E (0°)	3063	1163	666	177
Cone DØ (m)	0.66	1.17	1.92	2.85

Correction Factor : 100C - f = 0.68
100C.LO - f = 0.5

ARTIS 4 ROUND

ORDERING MATRIX CHART



FIXTURE						SINGLE CCT LED MODULE				DRIVER
Type	Trim Options	Shape	Angle	Colour	Accessories	LED Power	Beam Angle	Colour Temp	CRI	Dimming
ARTIS-4	—	—	—	—	—	—	—	—	—	—
	Trim	RD Round	TL Tilt	WH Matt White	None	35N 6W	10 10°	27 2700K	Standard	ND Non-Dim
	X Trimless			MB Matt Black	AGL Anti-Glare Louvre	50N 7.5W	20 20°	30 3000K	PA ProART	PH Phase
					SL Soft Lens	50C 10W	35 35°	40 4000K		AN 0-10V
					LL Linear Lens	50P 13W	60 60°	50 5000K		DA DALI
						100C 16W	12 12°	27 2700K	Standard	ND Non-Dim
						100P 25W	20 20°	30 3000K	PA ProART	PH Phase
							35 35°	40 4000K		AN 0-10V
							60 60°	50 5000K		DA DALI
						WARM DIM LED MODULE				DRIVER
						35N 6W	10 10°	WD WARM DIM	PA ProART	PH Phase
						50N 7.5W	20 20°			AN 0-10V
						50P 13W	35 35°			DA DALI
						100P 25W	60 60°			
						tuneWHITE™ LED MODULE				DRIVER
						50N 7.5W	20 20°	TW tuneWHITE™	PA ProART	DA DALI
						50P 13W	35 35°			
						100P 25W	60 60°			

*10° Beam angle option is only available with 35N and 50N WARM DIM LED Modules.

example: ARTIS-4.X.RD.TL.WH.SL.100P.35.30.DA

*Custom RAL colour options available.